

# HOME / LAND

PROJECT  
ANOTHER COUNTRY

ISABEL AND ALFREDO  
AQUILIZAN


14 DEC 2019  
– 8 MAR 2020

## HOW TO MAKE A PAPER HOUSE

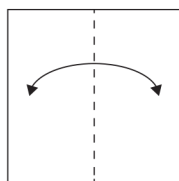
WHILE YOU'RE HAVING A SNACK AT THE BUNJIL PLACE CAFÉ,  
WHY NOT SPEND SOME TIME MAKING YOUR OWN ORIGAMI HOUSE  
TO TAKE HOME AND KEEP.

LET'S GET STARTED!

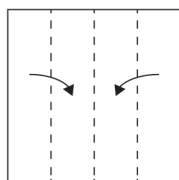
1. Collect one piece of  
coloured paper.



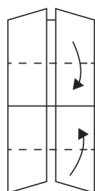
2. Fold paper in half to make  
a crease.



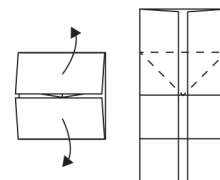
3. Fold to meet the centre line  
along the crease



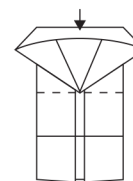
4. Fold paper on the dotted line



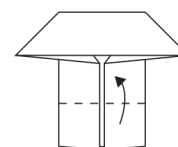
5. Fold back



6. Flatten



7. Fold in the dotted line



8. Draw a door, windows  
and any other  
decorations you'd like!



ONCE YOU'VE FINISHED YOUR PAPER HOUSE, VISIT BUNJIL PLACE  
GALLERY TO MAKE A HOUSE FROM CARDBOARD AND ADD IT TO  
*HOME/LAND: PROJECT ANOTHER COUNTRY.*

#bunjilplace #fruitjuicefactorystudio