


DRAW A FUZZY FRIEND

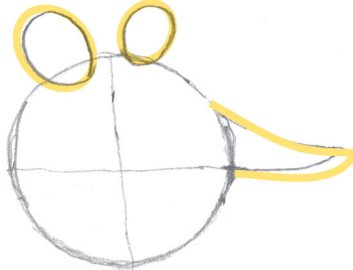
STEP by STEP

1.



With a pencil, **very lightly** draw a circle with a cross in it

2.



Draw ovals for the ears and a pointy snout

3.



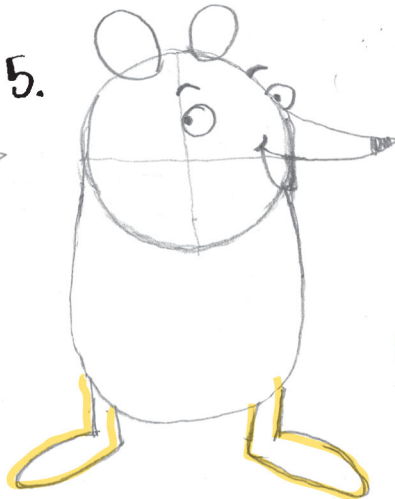
Add some eyes, eyebrows, a nose and a mouth.

4.




Draw a body.

5.



Draw legs and feet.

6.



Draw arms and a little tail.

7.



Now for the fun part!

Using a marker pen, draw over the pencil sketch, adding more details like a shirt, toes and of course fuzzy fur!

Watch your Bandicoot character come to life!



Or maybe its wearing a hat and some shoes?

You could add a pattern to the shirt too.



Or maybe the Bandicoot is you?

Draw it with your hairstyle and clothes!!

Really, you can do whatever you want to create your own fun and Fuzzy Friend!!

Reference

