

EMERGENT 2021: GRADUATE SHOWCASE

APPLICATION RESOURCE



Contents

EXHIBITION BRIEF AND ELIGIBILITY	3
PREPARING YOUR SUBMISSION.....	4
Editing	4
Submit Art with originality and purpose.....	4
Photographing and digitising your work	4
Moral Rights.....	6
Presentation with Artwork and Extended Labels	8
Presenting an artwork with a frame.....	9
Presenting an artwork without a frame.....	11
Other notes of presenting an artwork	12
Writing an artist statement.....	14
ASSESSMENT CRITERIA.....	16
TERMS AND CONDITIONS OF ENTRY	17
STEP-BY-STEP ONLINE APPLICATION GUIDE	19

Cover Image: Installation view, *Emergent 2020: VCE Graduate Showcase*, Bunjil Place Studio, 2021. Photograph: Anna Pastukhova

EXHIBITION BRIEF AND ELIGIBILITY

Emergent 2021: Graduate Showcase celebrates the creative achievements and outstanding talent of VCE and VET students within the City of Casey. The exhibition will be held at Bunjil Place Studio from 2 Apr 2022 to 17 Apr 2022 and will showcase exceptional work from students studying the following subjects in 2021:

- VCE Units 3 & 4:
 - Art
 - Studio Art
 - Media
 - Visual Communication and Design
 - Product Design and Technology (Textiles and Wood Work)

- Or completing their final year of VET Certificate II:
 - Applied Fashion Design and Technology
 - Screen and Media
 - Visual Art

In *Emergent 2020: VCE Graduate Showcase*, 29 artists explored themes of identity, the natural environment and cultural heritage through a range of mediums.

Now entering its fifth year, *Emergent 2021: VCE Graduate Showcase* investigates themes and ideas concerning young artists and offers a platform to showcase their art, design, photography and film.

Please read ALL the following application guidance carefully before submitting your application. We are looking forward to seeing your dedicated artwork.

PREPARING YOUR SUBMISSION

Editing

When presenting a series of photographs or artworks, consider which works are most meaningful and important for the series. Try to be concise and creative with your series and consider reducing the number of images you include in your series so your message is clear and understood. When preparing your submission, ensure the final selection of photographs or artworks are all submitted.

Submit Art with originality and purpose

The submission provides insight into your work, your way of thinking, and personal style. Also, it should visually communicate your ideas that show a clear point of view. Demonstrating both your progression of ideas, technical capability and creativity. A good submission demonstrates how you as an individual can think in innovative ways, shows originality, inventiveness and commitment to being creative.

Photographing and digitising your work

The way you photograph is critical for our evaluation, we recommend following the below rules while photographing:

- Find a space with good even light. Direct natural light is great for colour and light quality.
- Do not use a flash.
- Avoid shadows across the artwork and make sure 2D works are level against the wall.
- For 3d works, make sure the background view is unobstructed.
- Fill the camera frame with your artwork, try to eliminate the background. A neutral-coloured background is the best.
- Crop the image if required.
- NUMBER and TITLE all image files with:
 - ✓a number
 - ✓your full name
 - ✓title and date of the artwork
 - ✓medium
 - ✓the dimensions of the artwork in centimetres.
(height x width x depth)

E.g. 1_penny teale_untitled2019_oil on canvas_20x40x5cm.jpg

Example: The image below consists of a clean backdrop, plain wall and floor, without any other unnecessary objects in the shot. The artwork fills the image with an ideal distance.



Image: Kylie Stillman, *Masking the Seam*, 2017, hand-cut paperback books, timber, saw horse, ladder, 182.0 x 144.0 x 80.0 cm. Courtesy of the artist and Utopia Art, Sydney. © Kylie Stillman

Example: The artwork below fills the image, shows the artwork in full and clearly shows the detail of the work.



Image: Laith McGregor, *Casper*, 2016, pencil on paper, 41.0 x 30.0 cm (paper size). Courtesy of the artist and STATION, Melbourne. © Laith McGregor

Example image: The image below demonstrates a close crop to profile the details of the drawing.



Image: Beini Zhong, *Still life with fruit* (detail), 2017, coloured pencil on paper, 3 drawings: 12.2 x 9.0 cm each (paper size). *Emergent 2017*, Unit 3 & 4 Studio Art, Gleneagles Secondary College

Example: The image features a plain background without any unnecessary objects. It also shows all the artworks in the series. Not only showing each individual artwork, but also the entire series which provides context for the work.



Image: Beini Zhong, *Still life with fruit* (detail), 2017, coloured pencil on paper, 3 drawings: 12.2 x 9.0 cm each (paper size). *Emergent 2017*, Unit 3 & 4 Studio Art, Gleneagles Secondary College

Moral Rights

There are legal obligations to attribute creators and treat their work with respect, this includes you as an artist! These creators' rights are known as 'Moral Rights'.

They mean artists and institutions must:

- attribute (give credit to) the creator of the work (see the example from Instagram below where the artist is credited for their work)
- not saying a person is a creator of a work when they're not
- not doing something with a work (such as change or add to it) that would have a negative impact on the creator's reputation

These obligations do not apply if you have the creator's consent, or if you act reasonably (as set out in the legislation; industry practice can be relevant).

Creators have moral rights even if they do not own copyright in their work. They cannot sell or completely waive their rights, but they can give consent for certain things that may otherwise breach their moral rights.

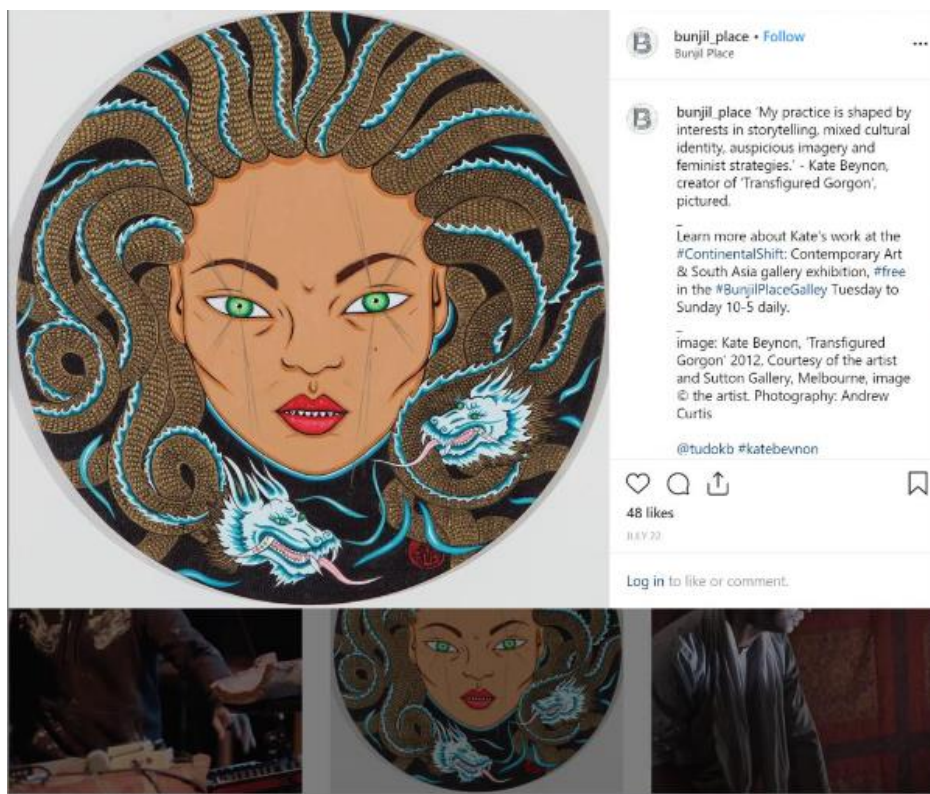


Image credit: Bunjil Place Instagram

Presentation of Artwork and Extended Labels

- Most public galleries have precise presentation requirements, with work labelled or identified in certain formats, with the artist's name and details about the artwork including title, date, materials and dimensions and who owns the artwork.
- For visitors to the exhibition an artist statement provides a small insight into understanding your work. It is a form of communication between you and the viewer where the viewer can gain some understanding of the ideas presented in your work.
- Ensure that you have read the *Emergent* application checklist and complete and supply all required information. This information assists the selection process, the exhibition design and the audience's experience.

Heather DANIEL

Untitled 2017

ink, paper and table

Year 12, Unit 3 & 4 Art, St John's Regional College

This artwork is an intimate depiction of my closest friends and their personal traits. I made this work to explore and develop an understanding of the characteristics that are found within the people that are closest to me. I wanted to portray each person's specific differences and similarities and conveyed these qualities by drawing individual portraits. These portraits form a deck of cards, for me a deck of cards holds endless possibilities with endless outcomes.

Image Credit: Heather DANIEL

Presenting an artwork with a frame

- A frame helps to protect an artwork from damage and to preserve it from the effects of light and touching.
- Acid free or museum quality materials are best for preserving the life of your artwork. However, any frame will provide a level of protection for the artwork including frames that can be purchased cheaply from discount stores.
- A frame can alter how the viewer experiences the work. If you choose to frame your artwork, make sure it complements the work. The frame should supplement and augment your vision.
- It is best to use a neutral rather than coloured matboard. Also refrain from painting frames in patterns or colours, unless this is a component of the work.
- For contemporary exhibitions public galleries often use standard, simple timber frames as a way of unifying exhibitions and not disrupting how the artwork is viewed.

Example: Artworks in the image below were all professionally framed with a matboard. We encourage framing with the purpose of protecting the artworks and sharper presentation. And matboard is an option but not required.



Image: exhibition installation view, State Library of Victoria touring exhibition, *Self Made: Zines and Artist books*, Bunjil Place Gallery, 2017

Example: You have a great variety of choices of frames, i.e. expensive or budget frames, purchased from department stores or gallery stores. Most importantly, always make the presentation of your artworks the priority.



Image: Kenny Pittock, *Fifty-two drawings of people on the train*, 2014, acrylic on paper, 21.0 x 29.5 cm each. Collection of the artist. Photography: Christian Capurro. Exhibition installation view: *Kenny Pittock: Fifty-two found shopping lists written by people who need milk*, Bunjil Place Gallery 2017

Presenting an artwork without a frame

If a frame isn't right for your work, consider alternative ways to display the work professionally.

- If you are comfortable with pin holes in your work, pinning the work on paper directly to the wall is appropriate. Always use gloves or ensure you have clean hands to avoid unnecessary marks.
- A better solution is to attach acid free tabs to the back of the artwork.
- Specialist art magnets can also be used.

Example: Framing or not might change the context of the work and audience's interpretation.



Image: Kylie Stillman (27 thread on paper drawings), 2017, each 42.0 x 30.0 cm (paper size). Courtesy of the artist and Utopia Art, Sydney. Photography: Christian Capurro. Exhibition installation view *Trace*, Bunjil Place Gallery 2018

Example: The individual artworks in the image below were not framed as they meant to be viewed as one long drawing.



Image: Cameron Robbins, *Climate control series*, 2013-144, parts: 120.0 x 240.0 cm each (paper size). Courtesy of the artist and MARS Gallery, Melbourne. Exhibition installation view, *Trace*, Bunjil Place Gallery 2018. Photography: Christian Capurro

Other notes of presenting an artwork

- Consider ways to present 3D objects such as furniture, design, craft, textiles and sculpture, especially in regard to preventing exhibition visitors climbing onto or touching your work.
- Similar to framing, the way of displaying your 3D work will affect how visitors perceive your work.
- For paintings, consider how the canvas will look when being viewed from the side.
- For framed work and paintings on stretchers, attaching d-rings to the back of the work is best.

Example: The image below shows the garment on a mannequin, sitting on plinth. Using a plinth can visually show the object should maintain a certain distance from the visitor and that they are not allowed to touch it.



Image Credit: Bodhi White, *Enchanting extinction* 2018, tissue paper and reclaimed garment, dimensions variable. Units 3 & 4 Studio Art, Beacons Hills College -Village Campus. Exhibition installation view: *Emergent 2018: VCE Graduate Showcase*

Example: The images below demonstrate canvases hug on a wall, with d-rings attach at the back.



Image credit: Installation view, *Home Ground: The Collection of Arthur Roe*, 2018. Bunjil Place Gallery.



Image credit: Installation view, *Home Ground: The Collection of Arthur Roe*, 2018. Bunjil Place Gallery.

Writing an artist statement

Give yourself the freedom to claim your space as an artist: no need to self-deprecate. Draft an artist statement of 3-5 sentences for the work that you are submitting to *Emergent*. You may consider, but are not limited to, the following guidelines:

- Identify your medium.
- What experience does your work inspire/elicit/create?
- What experience do you have when you are working on it and in the flow? What does working with art/creativity mean for you?
- Any context that the viewer needs?
- Does your language reflect the experience of engaging with the work?

Proofread your artist statement, making sure it is clear and concise, meanwhile being professional.

Below are the 2 artists working in different medium, you may have a reference on how to write the artist statement when encountering different mediums, and the way that they address the above questions clearly and beautifully.



"My subject matter is nature, whether it is a traditional landscape or a bird and flower painting. I use traditional materials, ink and brush on rice paper, to capture movement and life — making the brush dance and the ink sing. Everything is captured in the spontaneous dance and movement of the brush as it meets the rice paper. There is no going back and correcting when painting with ink and rice paper."



"Looking past the obvious, close observation and engagement of the subject is my process. The challenge is to see beyond the distraction of the conspicuous to capture its unique self. Some of my subjects are quite beautiful, others less so. My goal is to inspire those who see my work to look more carefully at the world around them, to discover beauty in unusual places."

ASSESSMENT CRITERIA

A curatorial panel made up of Bunjil Place staff and year 11 students will assess all submissions against the criteria below.

Concept	<ul style="list-style-type: none"> • The quality ideas or issues explored in the work. • Is the work innovative and thought provoking? • Are the ideas or issues communicated effectively? • Does the artist have a strong-rationale? 	Score 1-5 1= poor, 5 = excellent
Artistic merit and quality	<ul style="list-style-type: none"> • Quality of execution • Effectiveness of design elements • Innovation/originality of materials selected • Individuality / originality conveyed 	Score 1-5 1= poor, 5 = excellent
Presentation and Interpretation	<ul style="list-style-type: none"> • Consider the materials used and how the themes and concepts addressed by the artist will add value or contribute individually to range and scope of the exhibition. • Has the artist considered the presentation of the work within an exhibition context? • Consider the ease of installation and maintenance of the work whilst on display 	Score 1-5 1= poor, 5 = excellent
Representation	<ul style="list-style-type: none"> • Consideration of First Nations People, diversity of cultural backgrounds, gender identity, religion, age, sexual identity, and abilities within the selected artists 	Score 1-5 1= poor, 5 = excellent
Risk	<p>What are the themes and concepts address by the artist? Consider what some audience members might have to say about the work.</p> <ul style="list-style-type: none"> • Is the work culturally insensitive? • Is there cultural appropriation? • Does it present views that may be perceived as racist, homophobic, sexist? • Does it concern religion? • Does it contain swearing, nudity or sexual references? • Does it depict violence or contain material that could trigger trauma experiences of psychologically impact visitors? • Does the artwork pose a physical risk or potential impact to audiences? 	Score 1-5 1= poor, 5 = excellent

TERMS AND CONDITIONS OF ENTRY

All entrants must read the terms and conditions below prior to submitting an entry.

1. Entry to *Emergent 2021: VCE Graduate Showcase* is FREE and open to young people who live, study or work in the City of Casey, or have a significant connection to the City of Casey (i.e. participation in a sporting team, dance school, family etc.)
2. Work will be judged according to areas of study:
 - (i) Units 3 & 4 Art
 - (ii) Units 3 & 4 Studio Art
 - (iii) Units 3 & 4 Media
 - (iv) Units 3 & 4 Visual Communication and Design
 - (v) Units 3 & 4 Product Design and Technology Woodwork
 - (vi) Units 3 & 4 Product Design and Technology Textiles
 - (vii) final year of VET Certificate II Applied Fashion Design and Technology
 - (viii) final year of VET Certificate II Screen and Media
 - (ix) final year of VET Certificate II Visual Art
3. All entries must be accompanied by at least three photos. The complete body of work must be represented in the entry. (For example: a photo series would require an image of the complete photo series; digital files must include the entirety of the piece; installation must include images of each part of the installation)
4. A maximum of two submissions per person will be accepted.
5. Closing date for applications is 11.59pm 10 October 2021. Unfortunately, late applications cannot be received.
6. Entries will be judged by a panel of Creative Industry professionals. The judges' decision is final; no correspondence will be entered into.
7. Accepted artwork/pieces will be notified via email.
8. Delivery of artwork will be arranged between the Bunjil Place Gallery team and the successful artist.

9. Accepted work will be on display at Bunjil Place Studio from 2 - 17 April 2022. Work must be available to exhibit for the full duration of the exhibition. If your work is not available for the full duration of the exhibition, then you are unable to participate in the show.
10. Accepted artwork and artists may be shown in local newspapers and in City of Casey publications, including hard copy and electronic formats.
11. Submission of work to this competition does not guarantee work will be exhibited.
12. If you are successful in your application to participate in the exhibition, original work must be provided. No copies or reproductions of your work will be exhibited. (video work is the exception to this – exhibition copies will be accepted).
13. The City of Casey will make all efforts to ensure the safety of the work submitted to the competition; however, no responsibility is taken for lost or damaged artworks.
14. Arrangements must be made to collect all artwork no later than 19 April 2022 (unless alternative arrangement has been made). Bunjil Place Gallery will notify you of the work collection point. Any work not collected by this date will be destroyed

STEP-BY-STEP ONLINE APPLICATION GUIDE

Step 1: [Click the link here](#) to start your application. Create an account sign into the account.

Emergent 2021: VCE Graduate Showcase

Monday, 28 March 2022 10:00 AM - Monday, 18 April 2022 5:00 PM

Sign In

I have previously registered and my password is:

Email

Email

Password


Password

☐ Remember me

SIGN IN

[Forgot your password?](#) | [I have never registered](#) [Sign Up](#)

Step 2: Select “Emergent 2021: VCE Graduate Showcase Application” in your Application Checklist.



Pending...
Add Application

Emergent 2021: VCE Graduate Showcase

Monday, 28 March 2022 10:00 AM - Monday, 18 April 2022 5:00 PM

Your Application Checklist

Please complete the following tasks prior to the due date.

 <p>Open</p>	<p>Emergent 2021: VCE Graduate Showcase Application</p> <p>Please complete your application for Emergent 2021: VCE Graduate Showcase</p>	<p>Due Date</p> <p>11/10/2021</p>
---	---	--

Step 3: Read carefully the application requirement, the key dates, and the terms and condition. Press “Continue”.

Emergent 2021: VCE Graduate Showcase Application

Information
Account
Application
Artwork
Summary

Emergent 2021

Emergent 2021: VCE Graduate Showcase celebrates the creative achievements and outstanding talent of VCE and VET students within the City of Casey. The exhibition will be held at Bunjil Place Studio in March, 2022 and will showcase exceptional work from students studying the following subjects in 2021:

VCE Units 3 & 4:

- Art
- Studio Art
- Media
- Visual Communication and Design
- Product Design and Technology (Textiles and Wood Work)

Or completing their final year of VET Certificate II:

- Applied Fashion Design and Technology
- **Screen and Media**
- Visual Art

What you need to know

Applications open 6 September, 2021
Applications close 11.59pm, 11 October, 2021
Notification of successful applicants by 22 November, 2021

To apply, please complete this form and ensure you read the **terms and condition** before you submit your entry.
 Good luck!

Any queries, please contact Bunjil Place Gallery or City of Casey Youth Services via bunjileducation@casey.vic.gov.au or 9700 5200.

CANCEL
CONTINUE

Step 4: Fill out your personal information. Press “Continue”.

Home
Application Pending...
Add Application
Cart 0.00

Information
Account
Application
Artwork
Summary

Your Name & Email

First Name

Last Name *

Email

wongthivan@gmail.com

Artist Identity

Please enter your Artist Identity and details below (if you don't have a separate Artist Identity, please enter your full name)

Company *

Address 1 *

Address 2

Suburb *

Postal Code *

State*

Country*

Australia

Mobile *

City of Casey - Privacy Information

CANCEL
BACK
CONTINUE

Step 5: Fill out your school details, artwork details, and artist statement. Press “Continue”.

Emergent 2021: VCE Graduate Showcase Application

Information

Account

Application

Artwork

Summary

School Details

School*

Area of Study*

Teacher (of Area of Study): *

Artwork Details

Title of Work: *

Medium (materials used): *

Dimension (cm) - Height x Width x Depth: *

Artist Statement

What is the concept behind your work? (maximum 250 words)

CANCEL

BACK

CONTINUE

Step 6: Attach your images and insert the link if you have an example of video or photographic series works. Press “Continue”.

[Home](#) | **Application Pending...** [Add Application](#) Cart 0.0

Emergent 2021: VCE Graduate Showcase Application

[Information](#) [Account](#) [Application](#) **[Artwork](#)** [Summary](#)

Video

To provide an example of video or photographic series works, please share a link below in order for the panel to review.
(Dropbox, Google Drive, YouTube, Vimeo, or other)

External Link to Artwork

Images

Please attach up to 5 images of your work.
If you have provided a link to video work, please submit a screenshot or image which best represents your work.

Image 1

*

UPLOAD FILE...

Uploaded Image File Name 1 *

Image 2

*

UPLOAD FILE...

Uploaded Image File Name 2 *

Image 3

*

UPLOAD FILE...

Uploaded Image File Name 3 *

Step 7: View the summary of the application, making sure you have all the details correct. Press “Back” to correct any details.

Home | Application Pending... Add Application Cart 0.00

Emergent 2021: VCE Graduate Showcase Application

Information Account Application Artwork **Summary**

Emergent 2021

Emergent 2021: VCE Graduate Showcase celebrates the creative achievements and outstanding talent of VCE and VET students within the City of Casey. The exhibition will be held at Bunjil Place Studio in March, 2022 and will showcase exceptional work from students studying the following subjects in 2021:

VCE Units 3 & 4:

- Art
- Studio Art
- Media
- Visual Communication and Design
- Product Design and Technology (Textiles and Wood Work)

Or completing their final year of VET Certificate II:

- Applied Fashion Design and Technology
- Screen and Media
- Visual Art

What you need to know

Applications open 6 September, 2021
Applications close 11.59pm, 11 October, 2021
Notification of successful applicants by 22 November, 2021

To apply, please complete this form and ensure you read the [terms and condition](#) before you submit your entry.
 Good luck!

Any queries, please contact Bunjil Place Gallery or City of Casey Youth Services via bunjileducation@casey.vic.gov.au or 9700 5200.

Your Name & Email

Step 8: After double-checking, click the check-box and write your initials and name below, implying you are clear and agree with the terms and conditions.

Home | Application Pending... Add Application Cart 0.00

Terms and Conditions

[View Terms and Conditions](#)

☐ By clicking this box you confirm that you have read the terms and conditions, that you understand them and that you agree to be bound by them.

Initials *

Name *

Step 9: Press “Save & Complete”.